

SOUTHWEST DISTRICT PARK + EARL THOMPSON PARK MASTER PLANS

SUMMARY OF COMMUNITY ENGAGEMENT



SOUTHWEST DISTRICT PARK PUBLIC INPUT SUMMARY

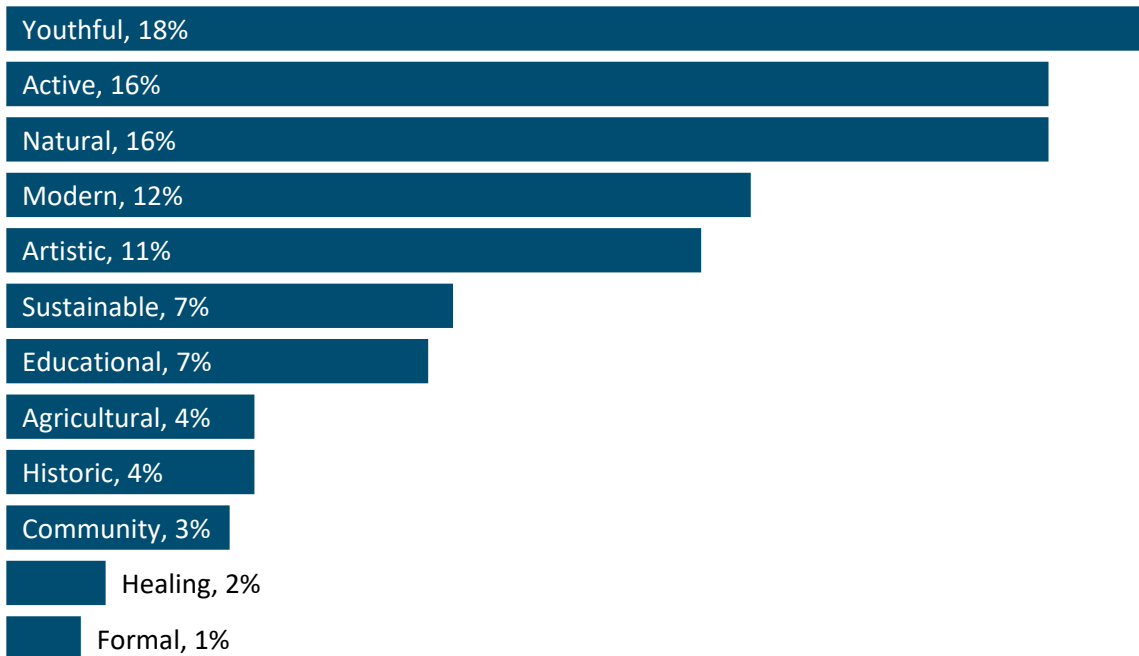
The overall approach to the community engagement process leveraged the results of Parks + Recreation Comprehensive Plan input as well as facilitate additional public open houses specific to Southwest Park. The results found below were derived from two meetings. At each meeting, attendees were asked to provide input on five response boards as well as complete a small questionnaire.

- > Preferred Park Character
- > Preferred Amenity Needs
- > Preferred Program Needs
- > Health and Wellness Preferences
- > Criteria for Prioritization

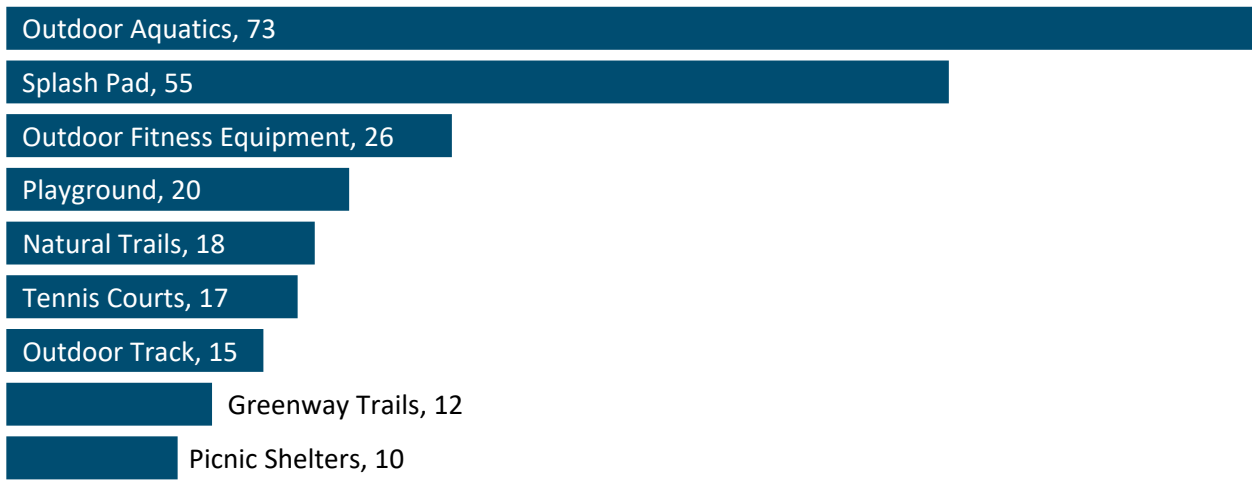
These materials were gathered from a staff-led Jamboree as well as a design team led Public Open House at Chatham Central High School. In addition to the two public meetings, County Parks and Recreation Staff offered valuable insight regarding existing maintenance and operations, desired park amenities and park programming. Chatham County held internal discussions and provided the design team with results.

RESULTS FOR SOUTHWEST DISTRICT PARK COMMUNITY ENGAGEMENT

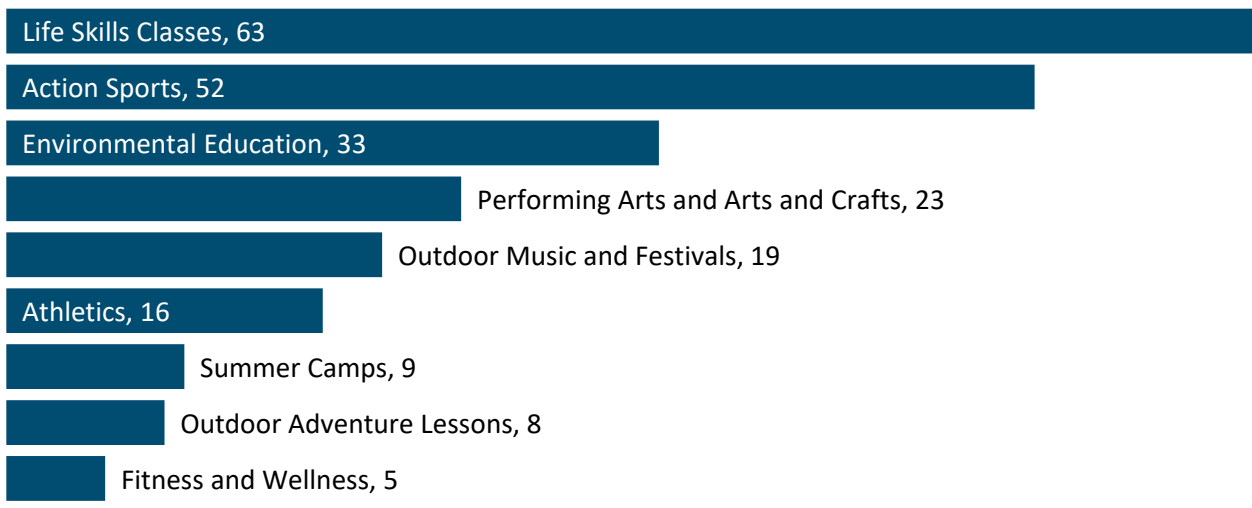
Park Character



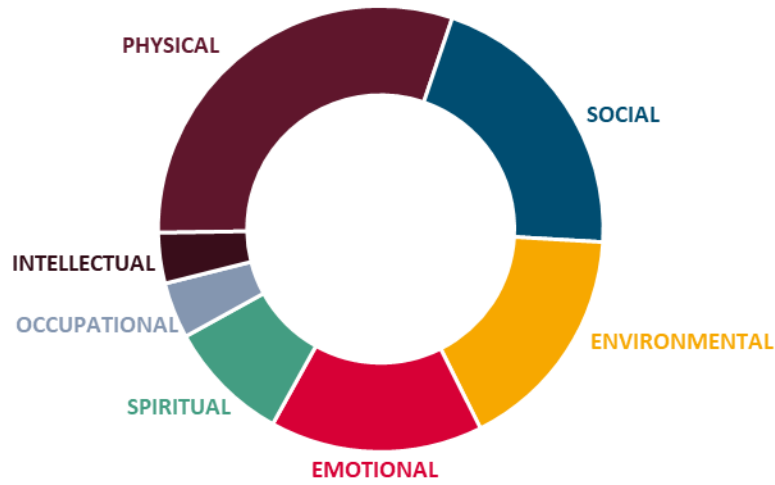
Amenity Needs



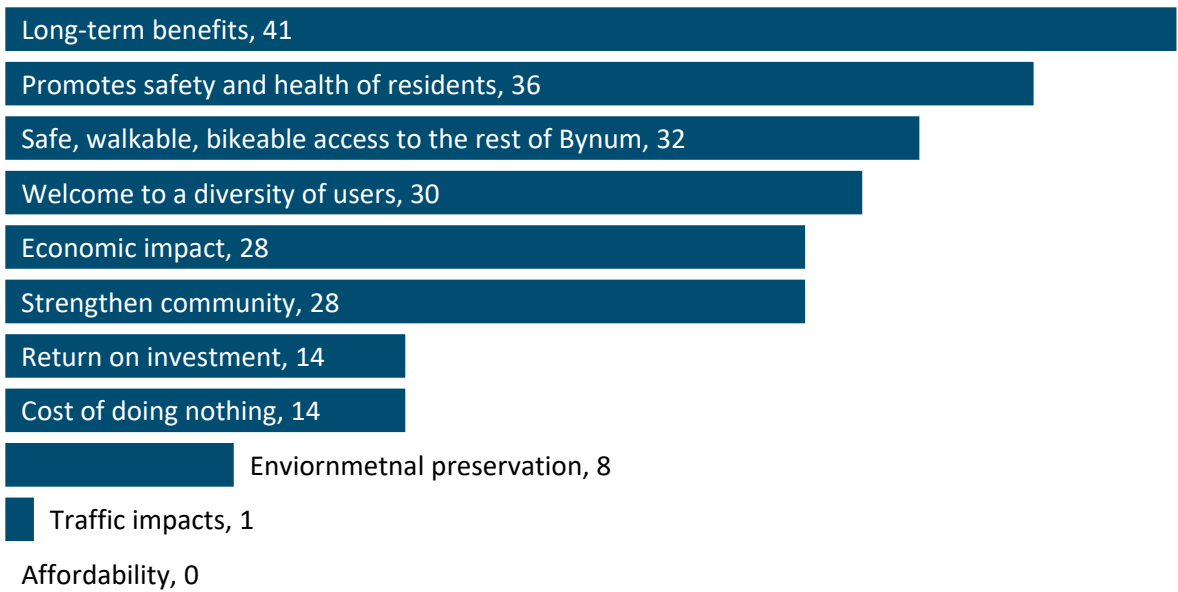
Program Needs



Health + Wellness



Criteria for Prioritization



SOUTHWEST DISTRICT PARK SUMMARY OF FINDINGS

Core Programming

- 1. Outdoor Aquatics
- 2. Splash Pad
- 3. Playgrounds
- 4. Ball Courts (Tennis, Basketball, etc)
- 5. Outdoor Fitness Equipment
- 6. Expanded/Paved Walking Trail(s)
- 7. Community Center with Life Skills classes
- 8. Art Festivals and Concerts
- 9. Outdoor Adventure Play
- 10. Batting cages

Secondary Programming

- 1. Shaded Seating
- 2. Flower Fields
- 3. Accessible Parking
- 4. Pedestrian Lighting
- 5. Wayfinding Signage

Park Character

- 1. Youthful
- 2. Natural
- 3. Active
- 4. Moder

Table 1 – Community Engagement Matrix (Parks and Recreation Comprehensive Plan, Park Public Input and Staff Comments)

	COMPREHENSIVE PARKS + RECREATION PLAN	COMMUNITY ENGAGEMENT	STAFF INPUT
Outdoor Aquatics	X	X	
Splash Pad	X	x	
All-inclusive Playground	X	x	
Ball Courts (Tennis, Basketball, Pickleball, etc)	X	x	X
Outdoor Fitness Equipment	X	x	X
Expanded/Paved Walking Trail(s)	X	x	X
Community Center with Life Skills Classes	X	x	X
Art Festivals and Concerts		x	
Outdoor Adventure Play	X	X	X
Batting Cages		X	
Shaded Seating	X	X	X
Flower Fields		X	
Accessible Parking	X	X	X
Pedestrian Lighting		X	
Wayfinding Signage	x	X	

EARL THOMPSON PARK PUBLIC INPUT SUMMARY

The overall approach to the community engagement process leveraged the results of Parks + Recreation Comprehensive Plan input as well as facilitate additional public open houses specific to Earl Thompson Park. The results found below were derived from two meetings. At each meeting, attendees were asked to provide input on five response boards as well as complete a small questionnaire.

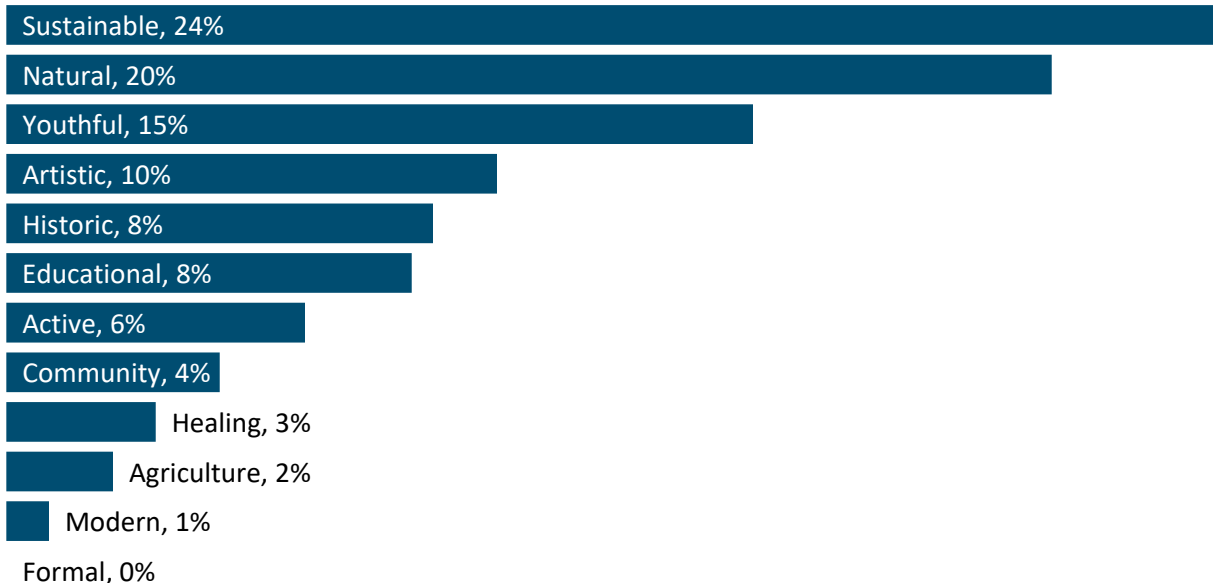
- > Preferred Park Character
- > Preferred Amenity Needs
- > Preferred Program Needs
- > Health and Wellness Preferences
- > Criteria for Prioritization

The first meeting was facilitated by County staff at the annual Clyde Fest held on park property. The second, an open house, was held at the Bynum Ruritan Club and was conducted by design team members as well as County staff. In addition to the two public meetings, County Parks and Recreation Staff offered valuable insight regarding existing maintenance and operations, desired park amenities and park programming. Chatham County held internal discussions and provided the design team with results.

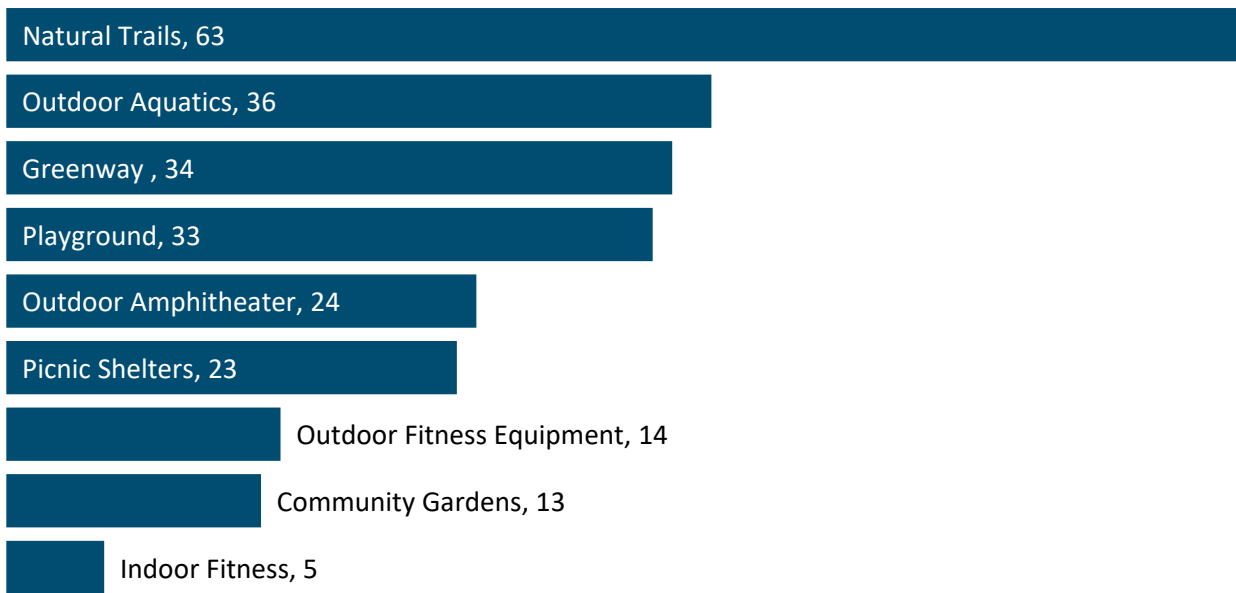
Results for Earl Thompson Park community engagement are as follows:

RESULTS FOR EARL THOMPSON PARK COMMUNITY ENGAGEMENT

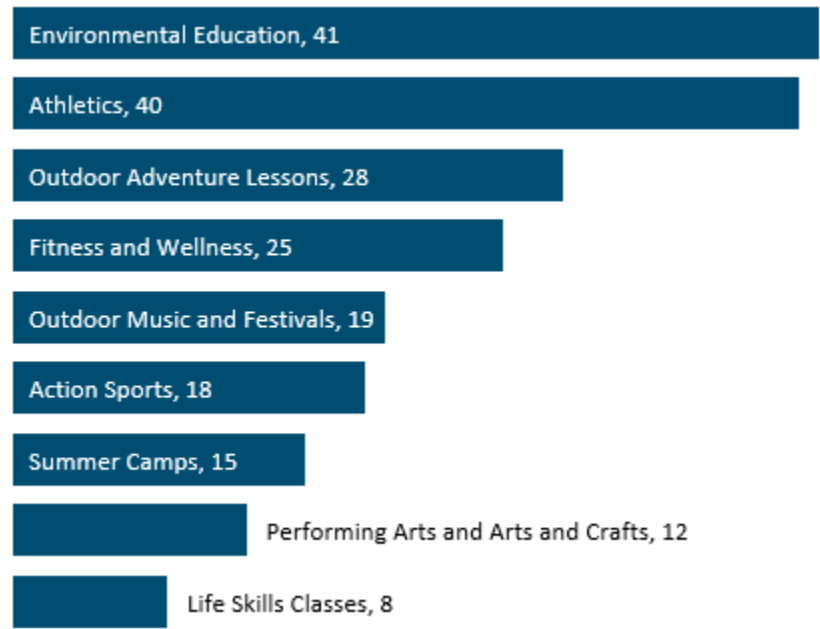
Park Character



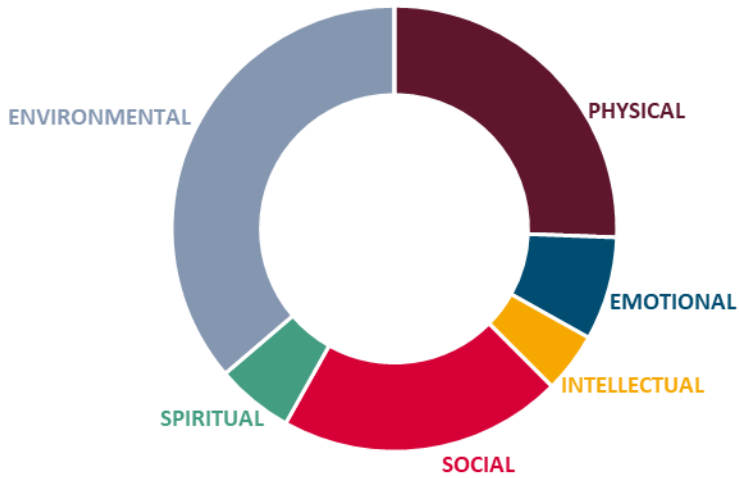
Amenity Needs



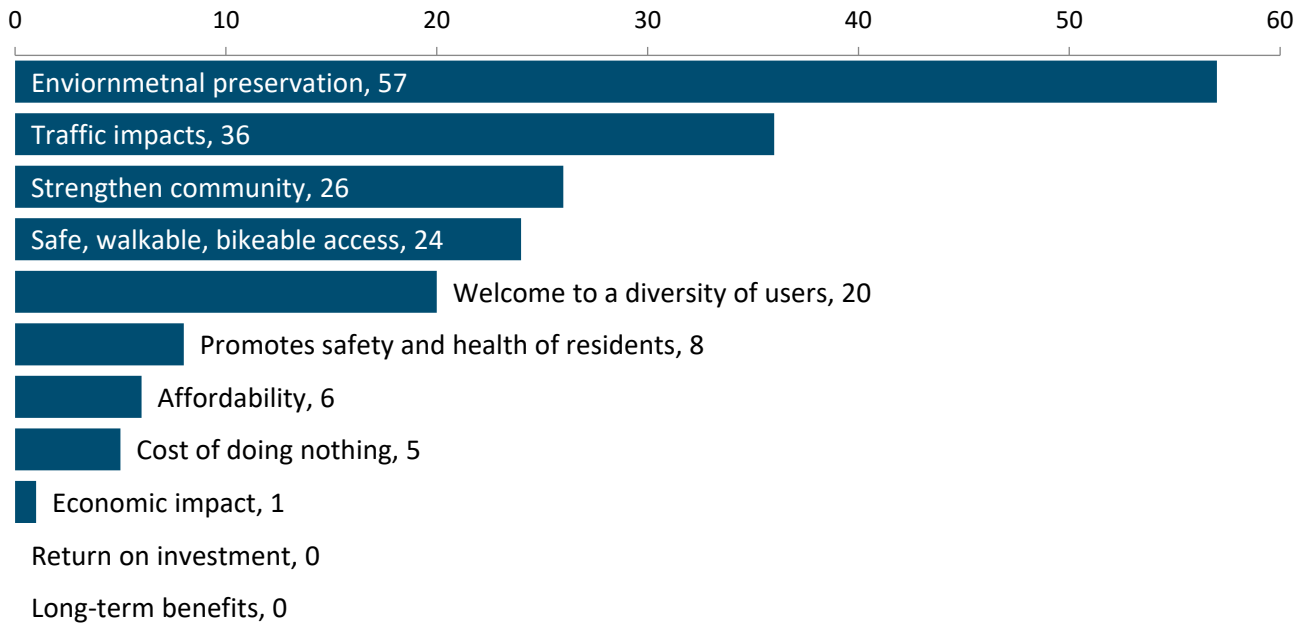
Program Needs



Health + Wellness



Criteria for Prioritization



EARL THOMPSON PARK SUMMARY OF FINDINGS

Core Programming

1. Natural Trails
2. Greenway
3. Playground
4. Outdoor Amphitheater
5. Outdoor Aquatics
6. Outdoor Adventure
7. Picnic Shelters
8. Fitness and Wellness

Secondary Programming

1. Shaded Seating
2. Wildlife Habitat
3. Environmental Education
4. Accessible Parking
5. Wayfinding Signage

Park Character

1. Sustainable
2. Natural
3. Youthful

Table 2 – Community Engagement Matrix (Parks and Recreation Comprehensive Plan, Park Public Input and Staff Comments)

	COMPREHENSIVE PARKS + RECREATION PLAN	COMMUNITY ENGAGEMENT	STAFF INPUT
Natural trails	X	X	
Greenway	X	X	X
All-inclusive Playground		X	X
Outdoor Amphitheater		X	X
Outdoor Aquatics		X	
Outdoor Adventure		X	
Picnic Shelters	X	X	X
Fitness + Wellness	X	X	X
Shaded Seating	X	X	
Wildlife Habitat		X	
Environmental Education		X	
Accessible Parking	X	X	
Wayfinding Signage	X	X	