


# DOWNLOADING EBOOKS ON YOUR ANDROID

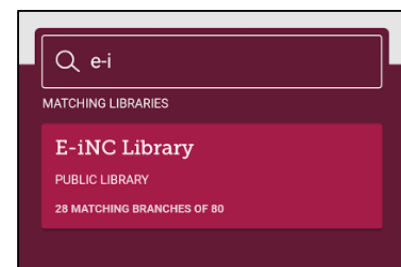
## 1. Download and install the Libby app

- Open the Play Store.
- In the search box at the top, type 'Libby' and press search.
- The first result should be Libby, by OverDrive Labs. Tap 'Install.'
- Tap the 'Accept' button to allow the app to be installed.



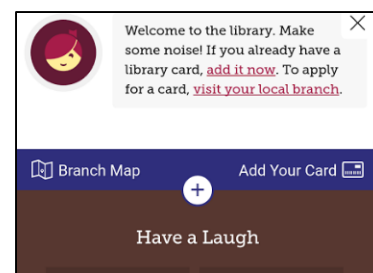
## 2. Set up your library

- Open the Libby app by tapping on it.
- Tap the 'Hi' button in the center of the welcome screen.
- Scroll down through the next screen and tap the 'Find My Library' button. The app will try to determine your library based on your location, but it usually doesn't work. If it found E-iNC Library, you can tap 'Yes.'
- If E-iNC Library does not appear: Tap 'No,' then tap 'No, I'll Search for a Library.' In the search box, type 'E-iNC Library,' then select the library when it appears on the screen.



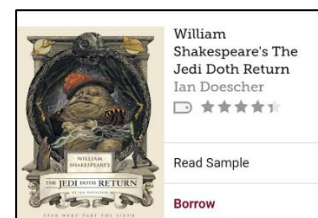
## 3. Add your card

- Tap 'Add Your Card' (about halfway down the screen on the right).
- Tap the box beneath 'Select Your Library from the List Below' and select 'Chatham County Public Library.'
- Enter your full library card number with no spaces.
- Enter your PIN (last four digits of your card number).
- Tap the 'Sign In' button.



## 4. Checking out a book and placing holds

- There are two main ways to find books: searching the catalog and browsing the collections.
- To search: Tap on the magnifying glass at the top left of the screen and type in your search.
- To browse collections: Scroll down the library home screen until you see the list of 'Popular Collections.' You can choose one by tapping it, or see the full list by tapping 'Explore our Collections.'
- Once you find an item you're interested in, tap the red 'Borrow' link to check it out. (If it is already in use, the 'Place a Hold' button will appear instead.)



For assistance, call 919-545-8086 or chat with us at [www.chathamlibraries.org](http://www.chathamlibraries.org).

## 5. Reading a book and listening to audiobooks

- View a list of items you have checked out by tapping on 'Shelf' at the bottom right of any screen.
- Read/Listen to a book you have checked out by tapping the 'Open Book' button to the left of the cover. Tap on the cover itself for more options, including 'Return Title to Library.'



If you run into any issues or have any questions, please ask a reference librarian for assistance.

(Contact info below)



For assistance, call 919-545-8086 or chat with us at [www.chathamlibraries.org](http://www.chathamlibraries.org).